

## TD330 User Guide

# CHAPTER 2 Safety



## Watch the Online Instructional Video



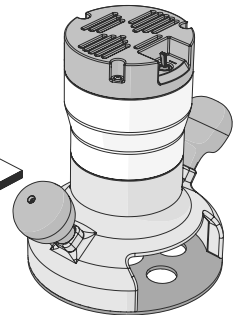

Scan QR Code

**Reduce your learning time dramatically!** Stream to your smart phone or tablet to use in your workshop while you're working. See Instructional Videos section in Support menu at [leightools.com](http://leightools.com) or scan QR code for instant video.

---

### ***Safety is not optional. Read and follow the recommendations here.***

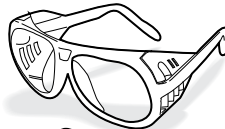
Read the owner's manual that came with your router and router table. It is essential to understand all manufacturer's instructions completely.



---

### **⚠ Always wear:**

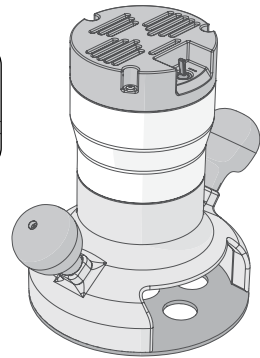
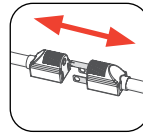
- Approved safety glasses;
- A face mask to protect yourself from harmful dust;
- Hearing protection.



**⚠ Never drink alcohol or take medications** that can cause drowsiness while operating a router.

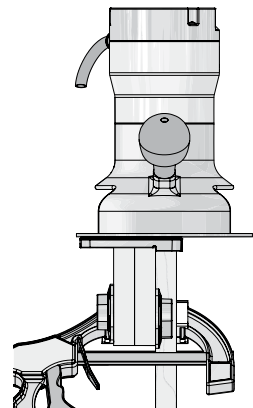



**⚠ Always disconnect the power source** before installing bits, guide bushings or making adjustments. Before reconnecting the router to the power source, make sure the bit and collet revolve freely with and without the guide bushing in place.



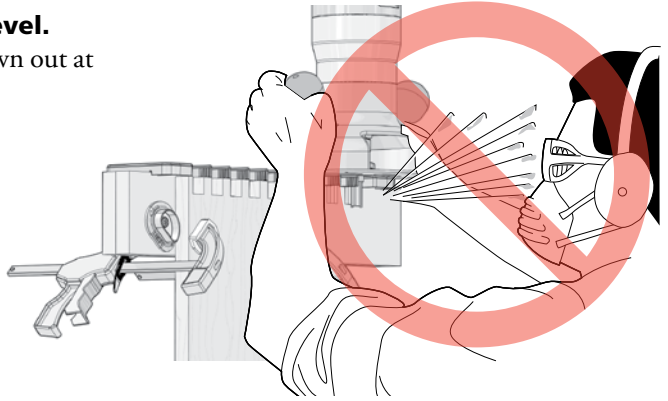
After routing, wait for the bit to come to a complete stop before removing the router from the jig.

**⚠ Do not tilt the router.** Keep the router flat on the jig during all routing.



**⚠ Never rout at face level.**

Chips and sawdust are thrown out at high speed. ■



This page is left blank intentionally.