

ISOLOC - Appendix II

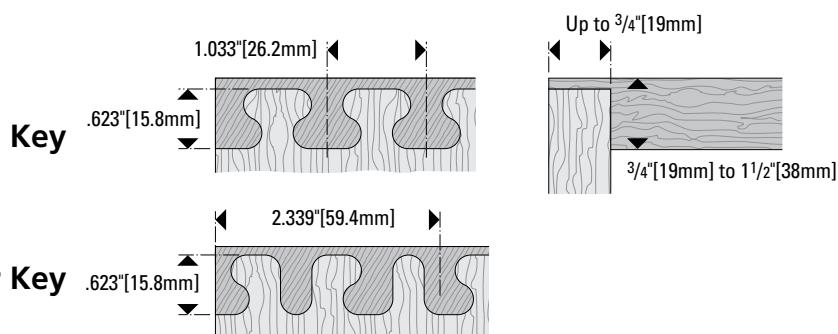
Joint Specifications

Isoloc Joint Specifications

These drawings show the precise Isoloc joint specifications. Pin boards may be up to 1½" [38mm] thick on 24" D-series jigs, and 1" thick on the D1600 and Superjigs. Socket boards have a maximum practical thickness of ¾" to 1", depending on wood species. Routing thicker socket boards with a ⅝" [8mm] bit is not practical, even using progressive depth routing. For maximum board widths, see Chapter 5.

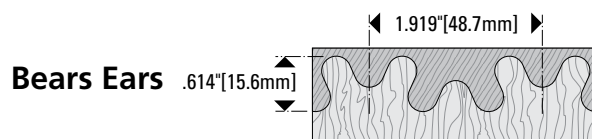
Inlay strips are generally ⅛" or 2mm thick, but it's easy to achieve ⅜" or 1mm (see 8-15).

I1A
I1600A
I24A



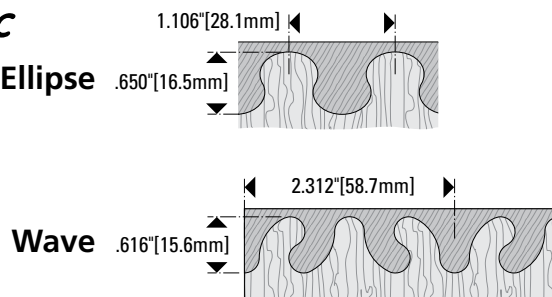
I1B
I1600B
I18B
I24B

Clover



I1C
I1600C

Ellipse



Isoloc Joint Identification and Design Reference

	PLAIN JOINT (actual size)	INLAY			
		1/16"	1/32"	2mm	1mm
I1A I1600A I24A Key					
	Mirror Key				
I1B I1600B I18B I24B Clover					
	Bears Ears				
I1C I1600C Ellipse Wave					
	Wave				

Inlay strips are generally 1/16" or 2mm thick, but it's easy to achieve 1/32" or 1mm (see 8-15).