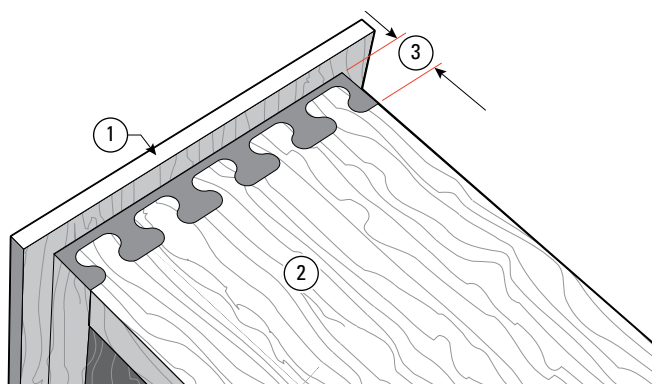
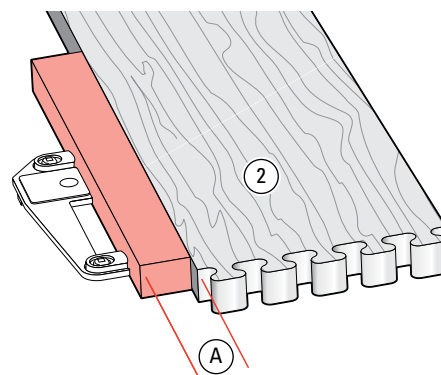


Rabbeted Half-Blind Isoloc Joint Procedures

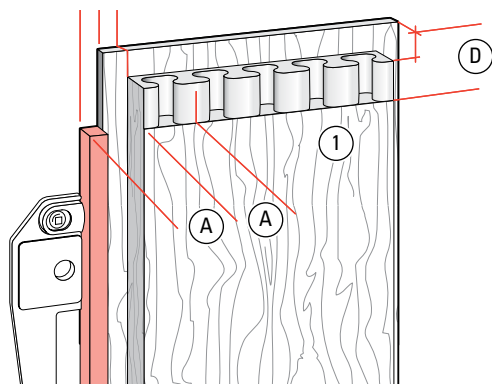


7-1 Rabbeted drawer fronts ① and the mating sides ② have to be blocked away from the side stops. Dimension ③ must be minimum $1\frac{1}{16}$ " [17,5mm].

Note: The 16" Leigh jig's thickness capacity is 1" maximum.



7-2 Block drawer sides ② away from the side stops by one complete pattern pitch A.



7-3 Block the drawer front ① away from the side stop by B which is pattern pitch A minus rabbet width C. Adjust bit depth to D (rabbet plus drawer side thickness). ■

This page is left blank intentionally.